

Project:
Type:
Date:
Product Code:
Approval:



BLRT

The BLRT is a recessed lay-in fixture designed for use in T-bar ceilings and is well suited for use in office spaces where a clean, professional appearance is required.

FEATURES

- L70 of over 125,000 hours
- 0 - 10V dimming standard

OPTIONS

- Available in 3000K, 3500K, 4000K, 5000K, and 6500K
- Lumen packages are available from 2,000L to 6,000L
- Available in 1x4, 2x4 and 2x2 dimensions
- Housing available with passive air handling
- 90 CRI available
- Bluetooth and Wireless mesh networks controls

APPLICATIONS

- Hospitals
- Offices
- Schools

WARRANTY

- Standard 5 year system, and 10 year LED warranty

OPTICS

Powder coated body in high-reflectance white. High-efficiency extruded lens maximizes light distribution while providing diffusion of LED point sources.

ELECTRICAL

All components are UL recognized. The fixture is available in 120 - 277V and 347V.

MOUNTING

Holes provided for chain or hanger wire mounting support for T-Bar ceilings. Surface mount kits are also available (consult factory for details).

CONSTRUCTION

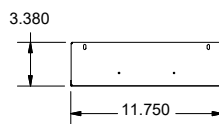
- Fixture materials are precision bent for added strength and rigidity
- Cold rolled steel body powder coated in high reflectance white.
- Access panel provided for easy wiring.
- Shallow fixture design for easy of installation and a clean, professional look.

APPROVALS


- ETL Listed

PRODUCT DIMENSIONS

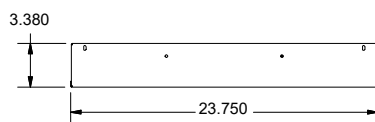
14 End View




14 Side View




22 End View




22 Side View



24 End View



24 Side View



PRODUCT KEY

Fixture Type	Fixture Size	Lumen Output	CRI	Color Temp	Driver Voltage	Options
BLRT						
	14, 22	2	8 - 80 CRI	30 - 3000 K	UNV - 120-277V	Lenses Blank - Frosted Acrylic Lens Controls B11 0-10V Dimming Leads <input type="checkbox"/> a WC10 Encelium Controls - ZigBee <input type="checkbox"/> a <input type="checkbox"/> a WC22 JDRF - ZigBee WC** - Other Options Available Emergency Driver B17 - Emergency Driver Air Handling H20 - Housing with Passive Air Handling Colours Blank - White Low-Gloss, Matte Finish C5 - Black Low-Gloss, Matte Finish C** - Other Options Available Packaging P0 - Bulk Packaging P** - Other Options Available ** - Consult BJ Take for more fixture options
		2.5	9 - 90 CRI	35 - 3500 K	347 - 347V	
		3		40 - 4000 K	UN3 - 120-347V	
		3.5		50 - 5000 K		
		4		65 - 6500 K		
		4.5				
		5				
	24	3				
		3.5				
		4				
		4.5				
		5				
		5.5				
		6				
		6.5				
		7				
		7.5				
		8				
		8.5				
		9				
		9.5				
		10				

Surface Mount Kits	
M15	BLRT24-Surface Mount Kit BLRT22-Surface Mount Kit BLRT14-Surface Mount Kit

WATTAGE CHART

Size	Lumen Output	Fixture Wattage	Size	Lumen Output	Fixture Wattage
14	2	16.4	24	3	24.5
	3	24.54		4	34.4
	4	34.38		5	41.2
22	2	16.4		6	47.8
	3	24.54			
	4	33.87			

Based on UNV Voltage
Based on 4000K
Based on 80 CRI