


| |
|---------------|
| Project: |
| Type: |
| Date: |
| Product Code: |
| Approval: |



Stylish performance with LED technology.

BLHL - SPECIFICATIONS MAY CHANGE WITHOUT NOTICE

Superior-grade, suspended-mount LED high bay fixture. It has been designed for indoor use where high-efficiency, ease of installation and sturdy construction are primary considerations. Its multi-faceted reflector makes it ideally suited for general area illumination.

FEATURES

- Available in 4' or 8' lengths
- L70 of 120,000 hours
- Unique lens design aids in preventing dust from coming into contact with LEDs

OPTIONS

- 4' or 8' lengths available
- Available in 3000K, 3500K, 4000K and 5000K
- 0 - 10V dimming available
- 347V options available

APPLICATIONS

- Retail stores
- Storage areas
- Warehouse facilities

APPROVALS

- Adheres to CSA and UL standards

OPTICS

Powder coated body in high-reflectance white. High-efficiency diffuser maximizes light distribution while providing full diffusion of LED point sources. Specialized LED lens delivers a consistent light to the work surface that is both bright and significantly reduces eye strain.

ELECTRICAL

All components have met all regulatory approvals. Convenient knockout patterns for easy connections and through wiring. Fixture is available in 120 - 277VAC and 347V options.

MOUNTING

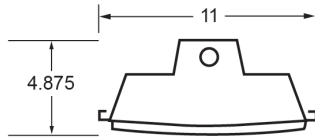
Can be row-mounted using a suspended or surface-mount configuration. Optional mounting is available with aircraft cable, chain or stem mounting. Optional mounting bracket for surface mounting.

CONSTRUCTION

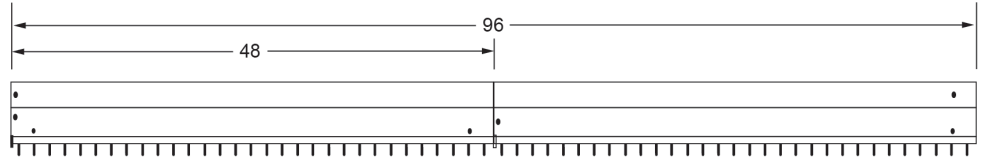
Cold rolled steel body is precision formed for strength and rigidity. Utility aluminum module mount provides additional heat syncing capability. Powder coated end caps with knock-outs for continuous wiring.

PRODUCT DIMENSIONS

End View



Side View



PRODUCT KEY

| Fixture Type | Fixture Sizes | Lumen Output (in 1,000s) | Module Type | CRI & Colour Temperature | Driver Voltage | Options |
|--------------|---------------|--------------------------|-------------|--------------------------|----------------|---------|
| BLHL | | L | | | | |
| | 4' | 4 | ULT | 830 | UNV | |
| | | 6 | | 835 | 347 | |
| | | 9 | | 840 | | |
| | 8' | 12 | | 850 | | |
| | | 13.5 | | | | |
| | | 18 | | | | |

OPTIONS

| | | |
|---|--|--|
| <p>Battery Back-Up (Needs to be specified)</p> <p>Hangers M1 - Speedy Hanger (V-Bracket) M3 - Aircraft Cable "Y" Toggle With Cable Gripper (5, 10 and 15') M25 - Surface Mounting Bracket</p> | <p>Louvers and Baffle J4 - Radial Blade Baffle 2" Spacing (11" Wide, 47.75" Long) J31 - Straight Blade Baffle 7/8" High 1 7/16" Spacing (Standard)</p> <p>Sensors W12 - Motion Sensor - 10C W26 - Motion Sensor with Photocell</p> | <p>Wire W1XX - Flexible Whip - 16/4 600V White (XX - Length) W2XX - Flexible Whip - 16/4 600V Black (XX - Length) W3XX - Flexible Whip - 16/3 600V White (XX - Length) W4XX - Flexible Whip - 16/3 600V Black (XX Length)</p> |
|---|--|--|