



Project

Product Code

Type

Date

Approval

The BLSPI is an LED linear strip fixture designed for surface and suspended mounting. It is well suited for indoor use where high efficiency, row-mountable task lighting is required. Its narrow strip design and modern profile make it an ideal fixture for task lighting applications

## Overview

- Narrow strip design allows for a sleek and modern look
- Specially designed extruded lens
- L70 of 160,000 hours+
- L90 of ##,000 hours+
- 0 - 10V dimming standard

## Construction

- Manufactured in Ontario, Canada
- Precision bent cold-rolled steel components
- Steel end caps for added rigidity
- Powder coated for a clean look and durable finish
- Access panel provided for easy wiring
- Shallow fixture design for ease of installation and a clean, professional look

## Electrical

- ETL certified to UL Canada and United States standards
- Available in 120-277V and 347V

## Optics

- High-efficiency diffuser maximizes light distribution while providing diffusion of LED point sources and reducing glare

## Mounting

- Holes provided for surface and suspended mounting
- Knock-outs for row-mounting

## Options

- 80 CRI standard - 90 CRI, 95+CRI available
- Available in custom lengths
- Lumen packages are available from 1,125L to 23,000L
- Row-mounting available
- Available in 3000K, 3500K, 4000K, 5000K, and 6500K
- Wireless controls

## NOTES

## ↓ ↓ ↓ NOMENCLATURE

Fixture Type	Fixture Size	Lumen Output	CRI	Color Temp	Driver Voltage	Options
BLSPI	-	-	L	-	-	-
	1'	1.125 1.375	8 - 80 CRI 9 - 90 CRI	30 - 3000 K 35 - 3500 K 40 - 4000 K	UNV - 120-277V 347 - 347V	
	2'	1.75 2.25 2.75		50 - 5000 K 65 - 6500 K		
	4'	2.5 3.5 4.5 5.5 6.5 7.5 8.5 9.5 10.5 11.5				
	8'	5 7 9 11 13 15 17 19 21 23				

### Controls

- B11 - 0-10V Dimming Lead
- B12 - Line Voltage Dimming
- B17 - 10 Watt Battery Back Up
- B\*\* - Other Options Available
- WC\*\* - Wireless Controls

### Colours

- Blank - White Low-Gloss, Matte Finish
- C5 - Black Low-Gloss, Matte Finish
- C10 - Silver Matte Finish
- C\*\* - Other Options Available

### Packaging

- P0 - Bulk Packaging
- P\*\* - Other Options Available

### Reflector

- R1 - White Steel Reflector
- R21 - Asymmetric White Steel Reflector
- R\*\* - Other Options Available

### Row Mounting

- M54 - Row Mount Body
- W27XYZC - Daisy-Chain with Wago Wire<sup>2</sup> Connectors
- W22XY - Molex Row Mounting Wire<sup>2</sup>

\*\* - Consult BJ Take for more fixture options

xx - Specify Length

1 - Custom cord lengths are available

2 - See page 3 for row mounting wiring charts

3 - Consult BJ Take for 3' and 6' lumen outputs

### Lenses

- L18 - Frosted Lens

### Cords

- W3xx - 16/3 White Cord<sup>1</sup>
- W4xx - 16/3 Black Cord<sup>1</sup>
- W\*\* - Other Options Available

XX	Cord Length <sup>1</sup>
06	6 Ft
10	10 Ft
15	15 Ft
20	20 Ft

Example: W306 - 6 foot white cord

### Mounting

- M1 - V-Hanger
- M2xx - V-Hangers & Aircraft Cable
- M3xx - Y-Toggle Aircraft Cable
- M24 - Single Pendant Mount
- M\*\* - Other Options Available

XX	Aircraft Length
05	5 Ft
10	10 Ft
15	15 Ft
20	20 Ft

Example: M310 - 10 foot aircraft cables

### Wire Guard

- G1 - Curved White Wire Guard

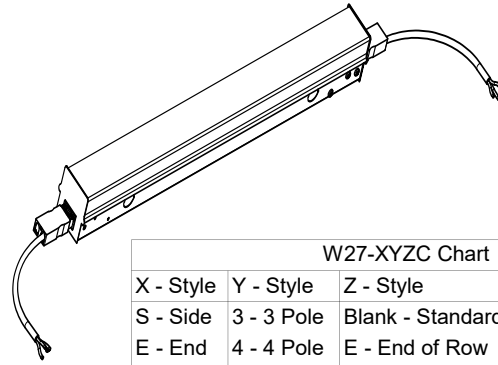
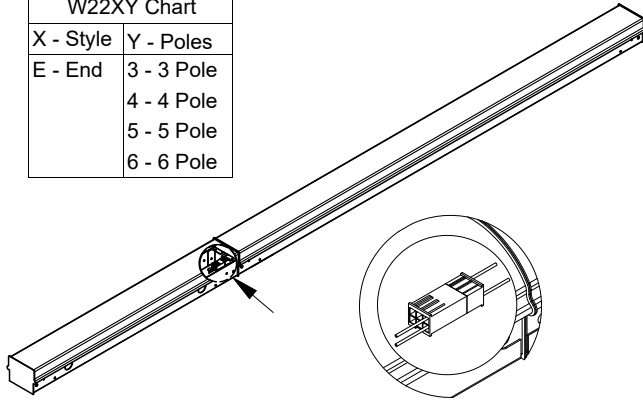
### Motion Sensor

- W26 - Photocell Motion Sensor
- W53xxx - On/Off Motion Sensor
- W57 - Dimming Motion Sensor (Dims to 50% and stays at 50% output when unoccupied)
- WX16 - Microwave Dimmable Sensor
- W\*\* - Other Options Available

## SPECIFICATIONS

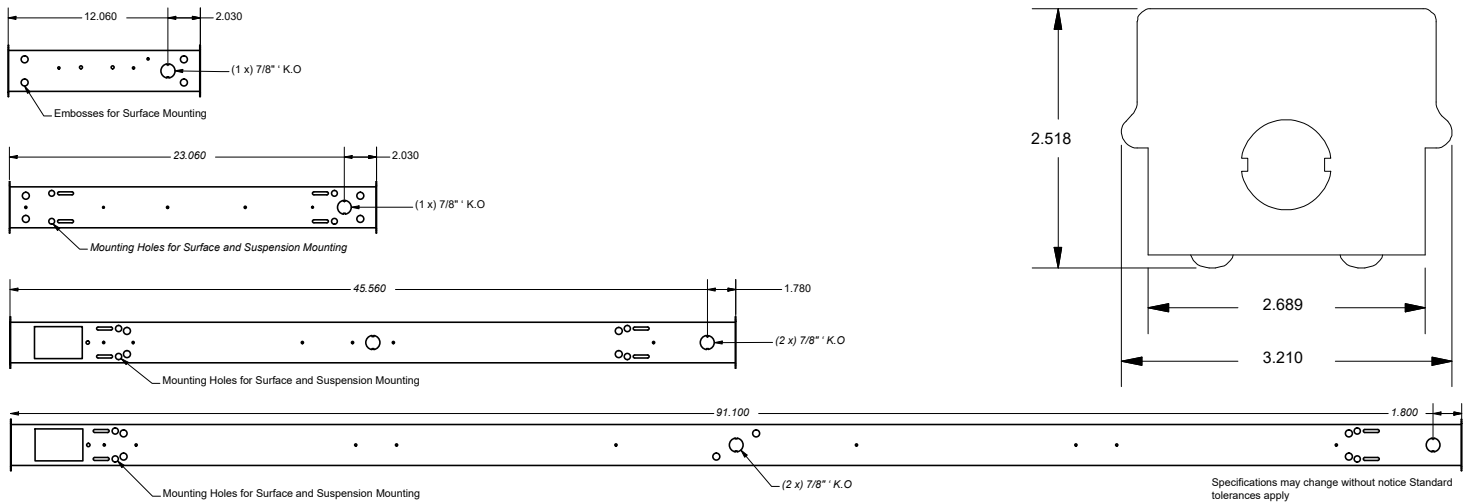
### ROW MOUNT WIRING

W22XY Chart	
X - Style	Y - Poles
E - End	3 - 3 Pole
	4 - 4 Pole
	5 - 5 Pole
	6 - 6 Pole



W27-XYZC Chart			
X - Style	Y - Style	Z - Style	C - Colour
S - Side	3 - 3 Pole	Blank - Standard	Blank - White
E - End	4 - 4 Pole	E - End of Row	B - Black
T - Top	5 - 5 Pole		G - Grey
	6 - 6 Pole		

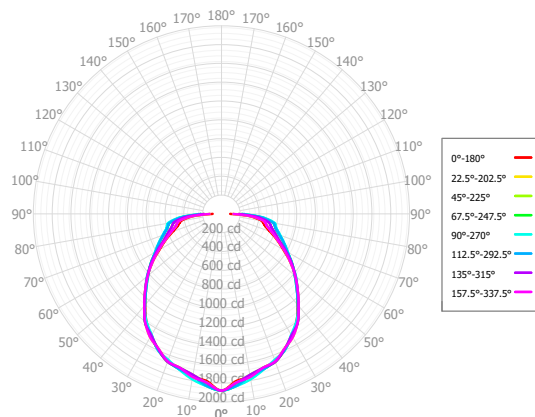
## DIMENSIONS



Specifications may change without notice Standard tolerances apply Drawings aren't to scale

## PHOTOMETRICS

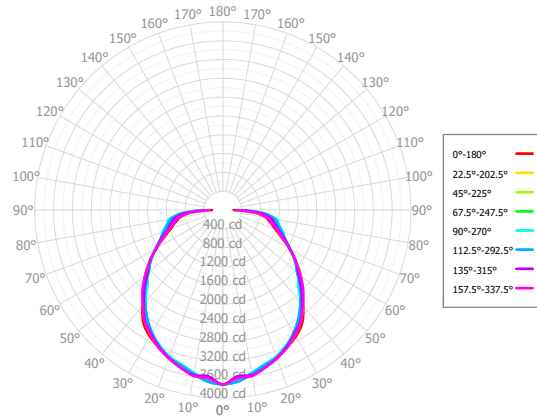
BLSPI-4FT-5.5L-840-L18



Mtg Height	Light Level	Beam Diameter
6.0 ft	52.2 fc	16.1 ft
8.0 ft	29.4 fc	21.4 ft
10.0 ft	18.8 fc	26.8 ft
12.0 ft	13.0 fc	32.2 ft
14.0 ft	9.6 fc	37.5 ft
16.0 ft	7.3 fc	42.9 ft

PHOTOMETRICS

BLSPI-8FT-11L-840-L18



Mtg Height	Light Level	Beam Diameter
6.0 ft	103.0 fc	17.6 ft
8.0 ft	57.9 fc	23.5 ft
10.0 ft	37.1 fc	29.3 ft
12.0 ft	25.7 fc	35.2 ft
14.0 ft	18.9 fc	41.1 ft
16.0 ft	14.5 fc	46.9 ft