

BLSPCT

LED True Length Linear Cove Fixture



Project

Product Code

Type

Date

Approval

The BLSPCT is an extended series of LED linear cove strip fixture designed for surface and suspended mounting. It is well suited for indoor use where high efficiency, row-mountable task lighting is required. Its narrow strip design and modern profile make it an ideal fixture for task lighting applications

Overview

- Narrow strip design allows for a sleek and modern look
- Specially designed extruded lens
- L70 of 160,000 hours+
- L90 of ##,000 hours+
- 0 - 10V dimming standard

Construction

- Manufactured in Ontario, Canada
- Pre-painted white steel fixture components are precision bent for added strength and rigidity
- Steel end caps for added rigidity
- Access panel provided for easy wiring
- Shallow fixture design for ease of installation and a clean, professional look

Electrical

- ETL certified to UL Canada and United States standards
- Available in 120-277V and 347V

Optics

- Pre-painted body in high-reflectance white. Optional wireguard is available

Mounting

- Holes provided for surface and suspended mounting
- Knock-outs for row-mounting

Options

- 80 CRI standard - 90 CRI, 95+CRI available
- Available in custom lengths
- Lumen packages are available from 1,125L to 23,000L
- Row-mounting available
- Available in 3000K, 3500K, 4000K, 5000K, and 6500K
- Wireless controls

NOTES

↓ ↓ ↓ NOMENCLATURE

Fixture Type	Fixture Size	Lumen Output	CRI	Color Temp	Driver Voltage	Options
BLSPCT	-	-	L -	-	-	-

1'	1.125	8 - 80 CRI	30 - 3000 K	UNV - 120-277V
	1.375	9 - 90 CRI	35 - 3500 K	
2'	1.75		40 - 4000 K	
	2.25		50 - 5000 K	
	2.75		65 - 6500 K	
	2.5			
	3.5			
4'	4.5			
	5.5			
	6.5			
	7.5			
	8.5			
	9.5			
	10.5			
8'	11.5			
	5			
	7			
	9			
	11			
	13			
	15			
	17			
	19			
	21			
	23			

Controls

- B11 - 0-10V Dimming Leads
- B12 - Line Voltage Dimming
- B17 - 10 Watt Battery Back Up
- B** - Other Options Available
- WC** - Wireless Controls

Colours

- Blank - White Low-Gloss, Matte Finish
- C5 - Black Low-Gloss, Matte Finish
- C10 - Silver Matte Finish
- C** - Other Options Available

Packaging

- P0 - Bulk Packaging
- P** - Other Options Available

Reflector

- R1 - White Steel Reflectors
- R21 - Asymmetric White Steel Reflectors
- R** - Other Options Available

Row Mounting

- M54 - Row Mount Body
- W27-XYZ- Daisy-Chain with Wago Wire Connectors
- W22-XY - Molex Row Mounting Wiring

** - Consult BJ Take for more fixture options

xx - Specify Length

1 - Custom cord lengths are available

2 - See page 3 for row mounting wiring charts

Lenses

- L18 - Frosted Lens

Cords

- W3xx - 16/3 White Cord
- W4xx - 16/3 Black Cord
- W** - Other Options Available

XX	Cord Length
06	6 Ft
10	10 Ft
15	15 Ft
20	20 Ft

Example: W306 - 6 foot white cord

Mounting

- M1 - V-Hangers
- M2xx - V-Hangers & Aircraft Cables
- M3xx - Y-Toggle Aircraft Cables
- M24 - Single Pendant Mount
- M** - Other Options Available

XX	Aircraft Length
05	5 Ft
10	10 Ft
15	15 Ft
20	20 Ft

Example: M310 - 10 foot aircraft cables

Wire Guard

- G1 - Curved White Wire Guard

Motion Sensor

- W26 - Photocell Motion Sensor
- W53xxx - On/Off Motion Sensor
- W57 - Dimming Motion Sensor (Dims to 50% and stays at 50% output when unoccupied)
- WX16 - Microwave Dimmable Sensor
- W** - Other Options Available

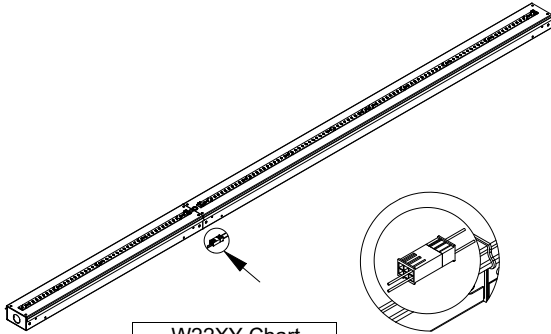
BLSPCT

LED True Length Linear Cove Fixture

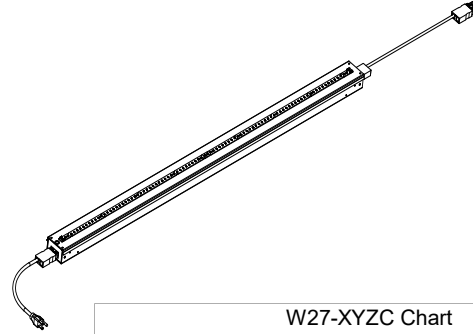


SPECIFICATIONS

ROW MOUNT WIRING



X - Style	Y - Poles
E - End	3 - 3 Pole
	4 - 4 Pole
	5 - 5 Pole
	6 - 6 Pole



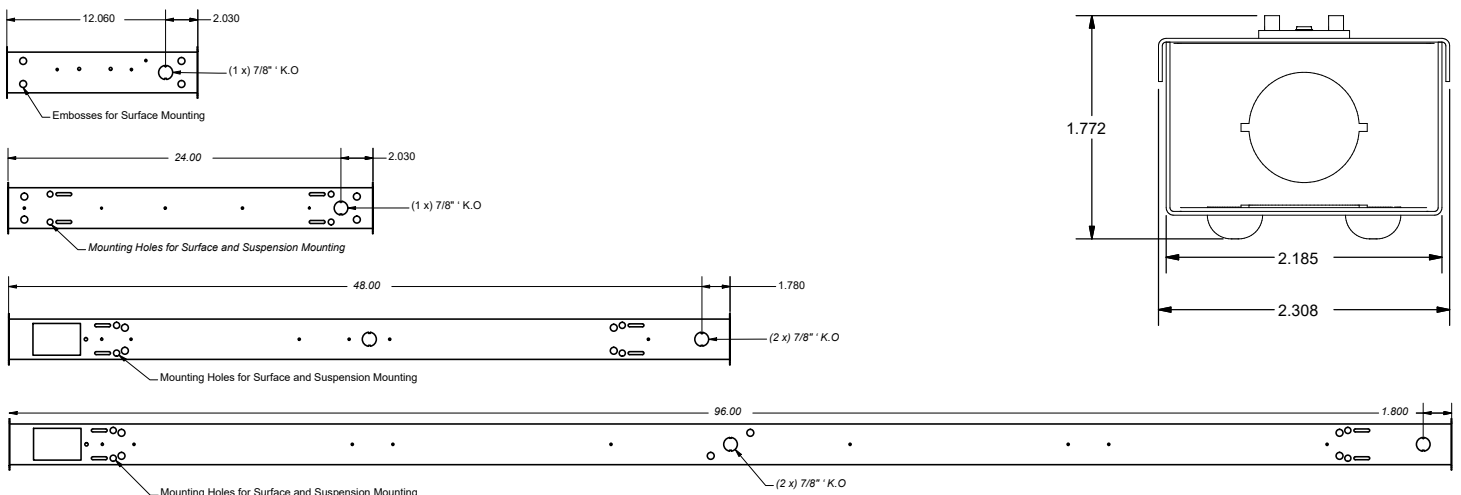
X - Style	Y - Style	Z - Style	C - Colour
S - Side	3 - 3 Pole	Blank - Standard	Blank - White
E - End	4 - 4 Pole	E - End of Row	B - Black
T - Top	5 - 5 Pole		G - Grey
	6 - 6 Pole		

BLSPCT Efficiency Wattage Chart

Size	Lumen Output	Actual Lumen Output	Fixture Wattage	Lumens per Watt	Size	Lumen Output	Actual Lumen Output	Fixture Wattage	Lumens per Watt	Size	Lumen Output	Actual Lumen Output	Fixture Wattage	Lumens per Watt
1'	1.125	1291.6	8.32	155.2	4'	2.5	2852.7	17.9	159.1	8'	5.0	5855.5	35.7	163.9
	1.375	1571	10.23	153.6		3.5	4023.8	25.6	157.2		7.0	8261.2	51.0	162.0
2'	1.75	2012.4	12.8	157.2		4.5	5167.5	33.3	155.4		9.0	10608	66.3	160.1
	2.25	2584.3	16.63	155.4		5.5	6281.6	40.9	153.5		11.0	12896	81.5	158.2
	2.75	3140.8	20.47	153.4		6.5	7367.3	48.6	151.6		13.0	15126	96.8	156.2
						7.5	8425.5	56.3	149.8		15.0	17297	112.1	154.3
						8.5	9454.2	63.9	147.9		17.0	19409	127.4	152.4
						9.5	10454	71.6	146.0		19.0	21462	142.6	150.5
						10.5	11426	79.3	144.2		21.0	23457	157.9	148.6
						11.5	12369	86.9	142.3		23.0	25406	173.3	146.6

Based on UNV Voltage
Based on 4000K
Based on 80 CRI

DIMENSIONS



Specifications may change without notice
Standard tolerances apply
Drawings aren't to scale