


# BLS1

Architectural LED Linear Fixture



Project

Product Code

Type

Date

Approval



The BLS1 is an LED decorative linear fixture that is ideal for indoor use, where energy efficiency, performance and ease of maintenance is essential. Its modern profile is designed for superior light paths making it an ideal fixture for many applications

## Overview

- L70 of ##,000 hours+
- L90 of ##,000 hours+
- 0 - 10V dimming standard

## Construction

- Manufactured in Ontario, Canada
- Precision bent cold-rolled steel components
- Steel end caps for added rigidity
- Powder coated for a clean look and durable finish

## Electrical

- ETL certified to UL Canada and United States standards
- Available in 120-277V and 347V

## Optics

- High-efficiency diffusers maximizes light distribution while providing diffusion of LED point sources and reducing glare

## Mounting

- Holes provided for suspension mounting by aircraft cable

## Options

- 80 CRI standard - 90 CRI, 95+CRI available
- Available in 3000K, 3500K, 4000K, 5000K, and 6500K
- Lumen packages are available from 1000L to 4,000L
- Row-mounting available

## NOTES

### ↓ ↓ ↓ NOMENCLATURE

Fixture Type	Fixture Size	Lumen <sup>2</sup> Output (Down)	Lumen <sup>2</sup> Output (Up)	CRI	Color Temp	Driver Voltage	Options
BLS1							

4'	1.0	1.0	8 - 80 CRI	30 - 3000 K	UNV - 120-277V
	1.5	1.5	9 - 90 CRI	35 - 3500 K	
	2.0	2.0		40 - 4000 K	
	2.5	2.5		50 - 5000 K	
	3.0	3.0		65 - 6500 K	
	3.5	3.5			
	4.0	4.0			

Blank - No Up Light

#### Mounting<sup>3,4</sup>

- CC126/50-16-BK - 5" Black Canopy for J-Box Mount comes with a 18/3 black cord and 50" aircraft cable.
- CC122/50-16-BK - 5" Black Canopy for J-Box Mount and comes with a 50" aircraft cable.
- CC126/50-16 - 5" White Canopy for J-Box Mount comes with a 18/3 black cord and 50" aircraft cable.
- CC122/50-16 - 5" White Canopy for J-Box Mount and comes with a 50" aircraft cable.

#### Lenses

Blank - Frosted Acrylic Downlight Lens and Clear acrylic Up Light Lens

#### Cords

- W3xx - 16/3 White Cord<sup>1</sup>
- W4xx - 16/3 Black Cord<sup>1</sup>
- W59xx - 18/5 Black Cord<sup>1</sup>
- W\*\* - Other Options Available

XX	Cord Length
06	6 Ft
10	10 Ft
15	15 Ft
20	20 Ft

Example: W306 - 6 foot white cord

#### Controls

B11 - 0-10V Dimming Leads

#### Colours

- Blank - White Low-Gloss, Matte Finish
- C5 - Black Low-Gloss, Matte Finish
- C10 - Silver Low-Gloss, Matte Finish
- C\*\* - Other Options Available

\*\* - Consult BJ Take for more fixture options

xx - Specify Length

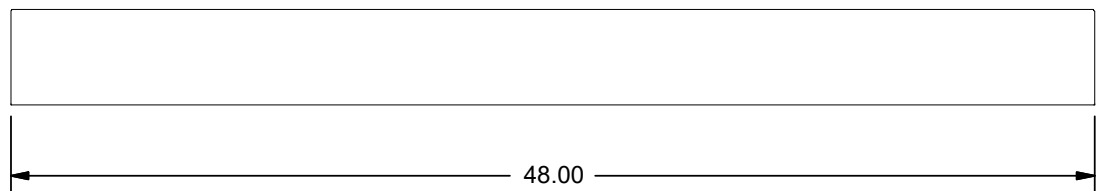
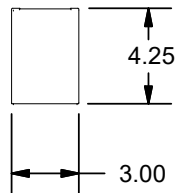
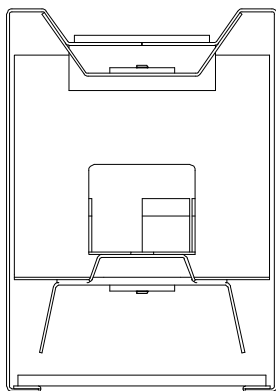
1 - Custom cord lengths are available

2 - Consult BJ Take for custom lumen outputs

3 - Mounting Options are ordered separately

4 - Consult BJ Take for more mounting options

### 📐 DIMENSIONS



Specifications may change without notice  
Standard tolerances apply  
Drawings aren't to scale

## SPECIFICATIONS

---

Wattage Chart

Fixture Size	Down Light Lumen Output	Fixture Wattage	Up Light Lumen Output	Fixture Wattage
4'	1.0	8.9	0.5	5.0
	1.5	13.9	1.0	8.9
	2.0	19.0	1.5	13.9
	2.5	22.8	2.0	19.0
	3.0	29.0	2.5	22.8
	3.5	33.5	3.0	29.0
	4.0	40.9		